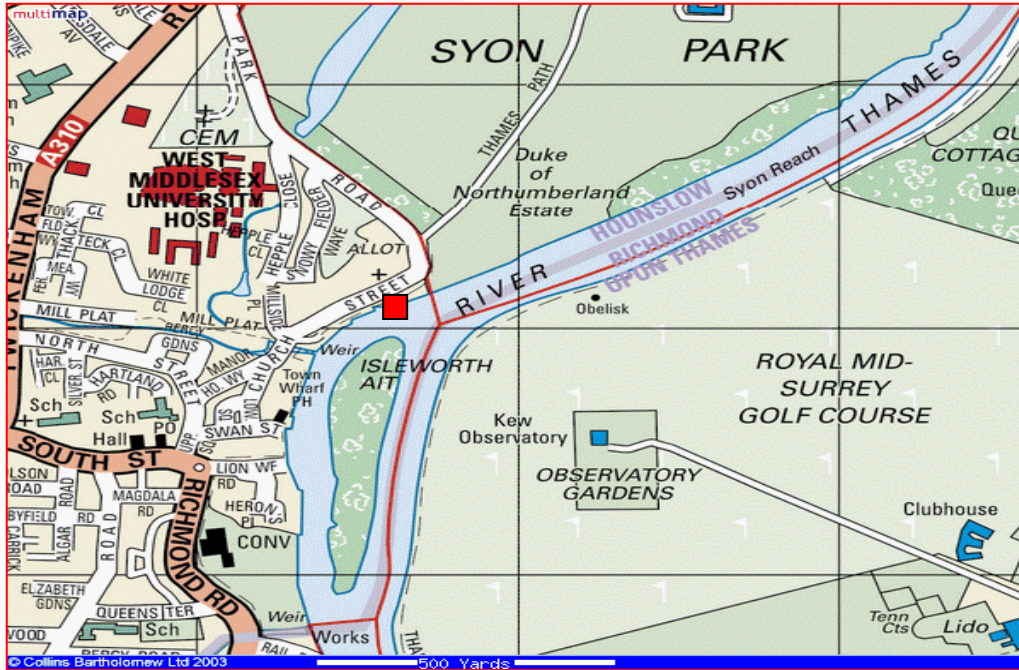


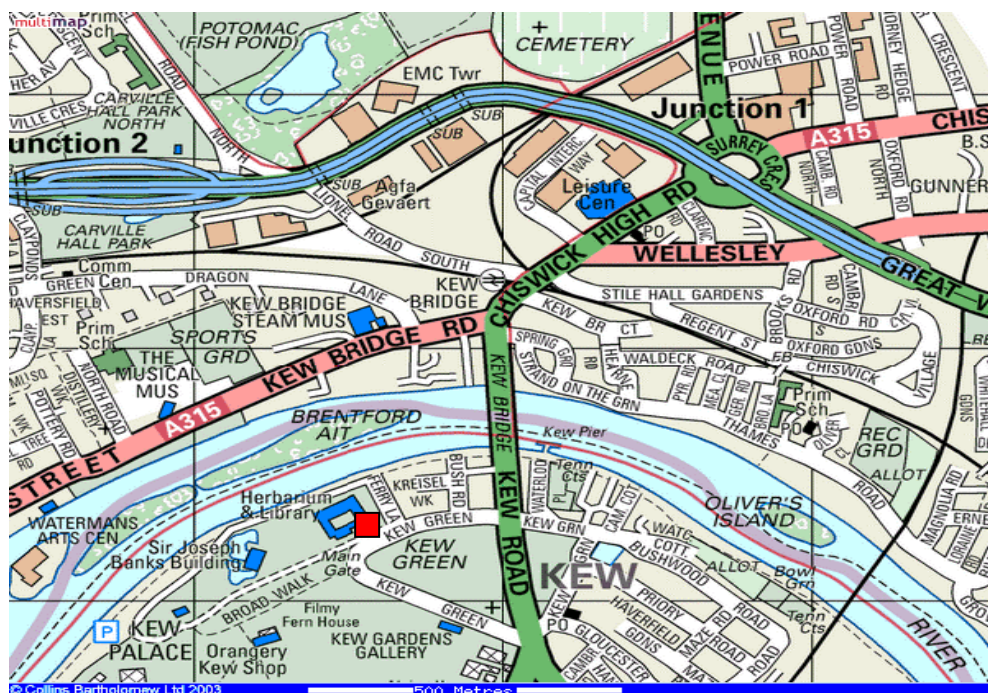
UNITED HOSPITALS HEAD RACE

Maps of emergency access

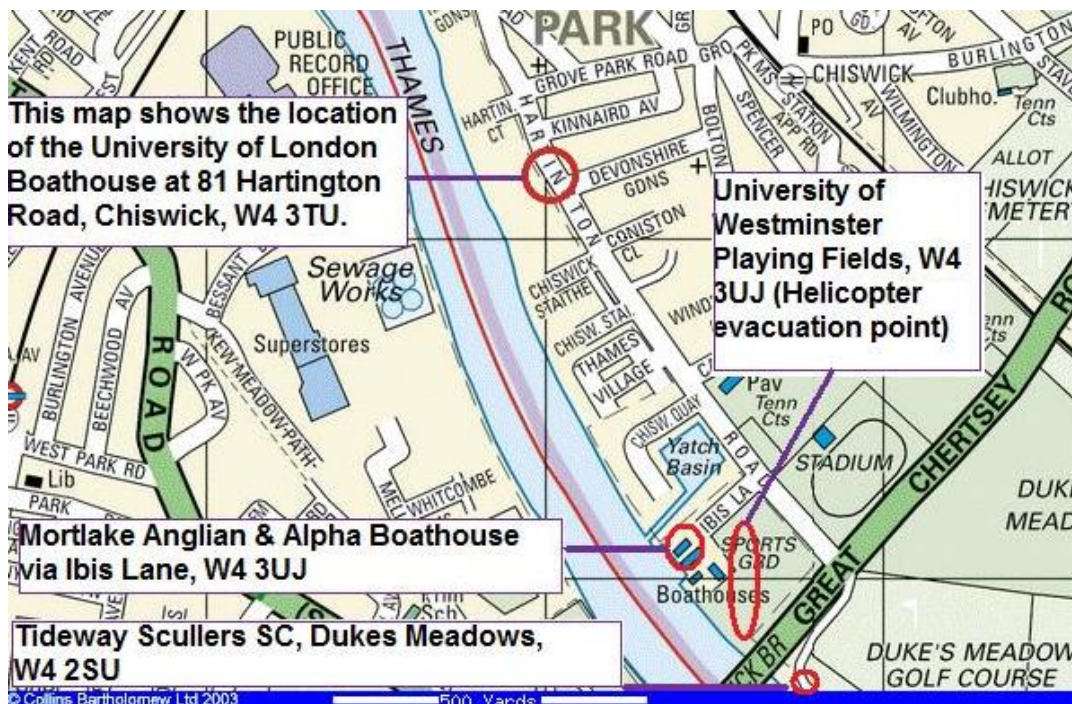
(ack maps copyright Collins Bartholomew 2003)



This map shows the location of road access to the Brentford area, via Church Street and Park Road (close to the West Middlesex Hospital). The London Apprentice (shown by red square) is a useful landmark for ambulance evacuation: 62 Church St, TW7 6BG, What 3 words:
 ///sank.spill.become. Also note open space at Syon Park (TW8 8JF) for possible helicopter evacuation.



This map shows the location of road access (shown by red square) to the south river bank near Brentford Ait via Ferry Lane (off Kew Green, TW9 3AH), which proceeds to the car park near the (Bumps) head position (marked 'Kew Palace' on the map). What 3 words:
 ///shuts.worth.hands (upriver end of car park)



Facilities for medical aid and evacuation

| First aid | Serious injury | Evacuation | |
|---|---|---|--|
| UL Boathouse (Tideway Scullers SC Boathouse for KCL/GKT) | Call ambulance via 999 (co-ordinated through race control at ULBH). Ensure correct postcode is given to the operator. An appropriate What 3 Words reference is given for each location (usually based on the main road access point) | By road | By air (the decision on access will be taken by the emergency services) |
| | | 1. <i>Primary</i> - ULBH – 89 Hartington Rd, W4 3TU ///cooks.clever.leaps | <i>Primary:</i> ULBH 89 Hartington Rd, W4 3TU (need to clear tarmac to enable helicopter to land) |
| | | 1. Tideway Scullers SC – Dukes Meadows, W4 2SH ///Cherry.pipes.solid | 2. Univ. Westminster playing fields, Hartington Rd W4 3UJ (access from river via Quintin) ///season.liver.cool |
| | | 2. Kew Gardens Car Park (Ferry Lane, off Kew Green TW9 3AH) ///shuts.worth.hands | 3. Syon Park TW8 8JF (consider how to access from river) |
| | | 4. Slipway adjacent to the <i>London Apprentice</i> , 62 Church St, TW7 6BG (south of West Middx Hosp.) ///sank.spill.become | |

Appendix 4a – Action In Event Of Incident On Water – Race Control

- In the event of an incident your first priority is for the safety of competitors and yourself.
- Keep all radio contact to a minimum.
- Remember that launch-based officials may have difficulty keeping in constant communication with race control (this includes JM at the **start**)
- Race **control** is in charge of dealing with the incident.
 1. ENSURE THAT THE SAFETY LAUNCH IS IN ATTENDANCE (AS APPROPRIATE)
 2. IF APPROPRIATE, CALL 999 AND ASK FOR AMBULANCE (STATE LOCATION, NUMBER OF CASUALTIES AND NATURE OF PROBLEM E.G. “*ONE ROWER, SEVERE LEG INJURY FOLLOWING COLLISION*”). ADDRESS IS UNIVERSITY OF LONDON BOATHOUSE, 81 HARTINGTON RD, W4 3TU. WHAT 3 WORDS: ///cooks.clever.leaps.
 3. IF AN AMBULANCE HAS BEEN CALLED TO ULBH: PLACE A GUIDE ON HARTINGTON ROAD TO SIGNAL LOCATION OF ULBH TO THE AMBULANCE DRIVER (THEY WILL NOT BE FAMILIAR WITH THE LOCATION) - check clear access route to front and back of ULBH.
 4. IF THERE IS A MAJOR INCIDENT ON THE WATER INVOLVING MULTIPLE CASUALTIES, OR ISSUES WHICH APPEAR TO BE BEYOND THE EVENT’S ABILITY TO DEAL WITH THEM, CALL 999 AND ASK FOR COASTGUARD, AND GIVE DETAILS OF YOUR LOCATION, THE NATURE OF THE INCIDENT AND NUMBER AND TYPE OF CASUALTIES. THIS MAY TRIGGER THE DESPATCH OF THE RNLI LIFEBOAT.
 5. THE PRIMARY EVACUATION CENTRE IS ULBH. CONSIDER SETTING UP A SECONDARY EVACUATION CENTRE (E.G. AT THE START, ADJACENT TO THE LONDON APPRENTICE), IN CONJUNCTION WITH DISCUSSION WITH THE CHIEF UMPIRE/DEPUTY.
 6. PREVENT ANY FURTHER ROWING CREWS FROM BOATING
 7. CO-ORDINATE RECEPTION OF CASUALTIES
 - **COUNT** CASUALTIES AS THEY RETURN TO ULBH. MAINTAIN A LOG OF MULTIPLE CASUALTIES RETURNED TO ULBH.
 - ENSURE RIVER-BANK CLEARED OF BOATS TO ALLOW ROOM FOR RETURNING LAUNCHES
 - PREPARE FOR CASUALTIES (I.E. EXPECT A DEGREE OF HYPOTHERMIA; PREPARE WARM DRINKS IN ULBH LOUNGE.)
 8. IF A SECONDARY EVACUATION CENTRE HAS BEEN DESIGNATED SEND ADDITIONAL HELPERS TO THE SECONDARY CENTRE AS SOON AS POSSIBLE.
 - DESIGNATE AN INDIVIDUAL (AS APPROPRIATE) TO ACT AS THE UH/UL OFFICER IN CHARGE OF THE SECONDARY EVACUATION CENTRE. THAT INDIVIDUAL WILL ACT AS CO-ORDINATOR AT THE SECONDARY CENTRE.

Appendix 4b - Action In The Event Of Incident On Water – launch officials

- Ensure you have all safety equipment as set out in the British Rowing Row Safe before boating **and** that you know how to use it.
- In the event of an incident your first priority is for the safety of competitors and yourself.
- It is essential to ensure good communication with Race Control.
 1. IMMEDIATELY NOTIFY **RACE CONTROL** BY RADIO - INCLUDE YOUR IDENTITY, LOCATION, NATURE OF INCIDENT AND NUMBER OF CASUALTIES (EG “SAFETY, SAFETY, THIS IS LAUNCH 5, CAPSIZED VIII 100YDS DOWNSTREAM OF KEW BRIDGE, NINE PEOPLE IN THE WATER”).
 2. LISTEN FOR A RESPONSE FROM CONTROL AND THE SAFETY BOAT CREW.
 3. IF RADIO CONTACT IS NOT POSSIBLE, USE ANY AVAILABLE MOBILE TELEPHONE TO CONTACT RACE CONTROL. IF IT IS NOT POSSIBLE TO ESTABLISH CONTACT WITH RACE CONTROL, IF THE SITUATION IS URGENT, CALL 999 AND ASK FOR AMBULANCE (IF LAND BASED AT ULBH), OR COASTGUARD (IF WATER BASED).
 4. IF THERE IS A MAJOR INCIDENT ON THE WATER INVOLVING MULTIPLE CASUALTIES, OR ISSUES WHICH APPEAR TO BE BEYOND THE EVENT’S ABILITY
 - 5.
 6. TO DEAL WITH THEM, ASK **RACE CONTROL** TO CALL 999 AND ASK FOR COASTGUARD, AND GIVE DETAILS OF YOUR LOCATION, THE NATURE OF THE INCIDENT AND NUMBER AND TYPE OF CASUALTIES. THIS MAY TRIGGER THE DESPATCH OF THE RNLI LIFEBOAT.
 7. IF NECESSARY, REQUEST ASSISTANCE FROM MEDICAL OFFICER(S) AND ASK RACE **CONTROL** TO CALL LONDON AMBULANCE SERVICE (STATE NUMBER OF CASUALTIES AND NATURE OF PROBLEM E.G. “ONE ROWER, SEVERE LEG INJURY FOLLOWING COLLISION”)
 8. AT ALL TIMES KEEP RADIO TRAFFIC TO THE MINIMUM REQUIRED (REMEMBER WHEN YOU ARE TRANSMITTING NO-ONE ELSE CAN!)
 9. IF YOU ARE NOT REQUIRED TO HELP DEAL WITH THE EMERGENCY REMAIN IN YOUR ALLOCATED STATION AND MONITOR OTHER CREWS.
 10. IF IT IS SAFE TO DO SO (DO NOT PUT YOURSELF IN DANGER): RECOVER PERSONS FROM WATER
 - IF THE SAFETY BOAT IS IN ATTENDANCE LET THEM DEAL WITH THE RESCUE
 - REMEMBER TO KEEP A GOOD LOOKOUT AND PROCEED WITH CAUTION WHEN CLOSE TO PERSONS IN THE WATER
 - CUT YOUR ENGINE WHEN RECOVERING PERSONS FROM WATER
 - TAKE NOTE OF THE STABILITY OF YOUR OWN CRAFT AS OTHERS CLIMB ABOARD (CONSIDER TOWING TO NEAREST RIVER BANK)
 - BEWARE OF OVERLOADING YOUR OWN CRAFT
 11. DO NOT ATTEMPT TO TRANSFER AN UNCONSCIOUS PERSON FROM ONE BOAT TO ANOTHER ON THE WATER. CONSIDER ASKING THE REMAINING CREW TO ROW THE BOAT TO SHORE.
 12. USE THERMAL BLANKETS AND SPARE BUOYANCY AIDS
 13. TAKE CASUALTIES TO ULBH (UNLESS IT IS AGREED TO USE A SECONDARY EVACUATION AREA – DISCUSS WITH RACE CONTROL)

